

Commercial Tapware



CLEANJET®
STAINLESS STEEL

Exposed Wall Mount Tap Body

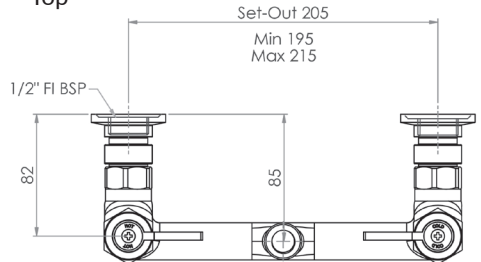


T-3M61689

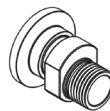
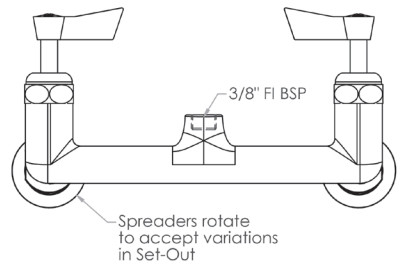
- Full stainless steel construction
- Exposed wall mount tap body including spreaders and 1/2 turn rising spindles
- 1/2" FI BSP inlets
- 3/8" FI BSP riser connection
- Working pressure range 150 – 500kPa
- Maximum operating temperature 80 degrees



Top



Front



Spreader

Side

