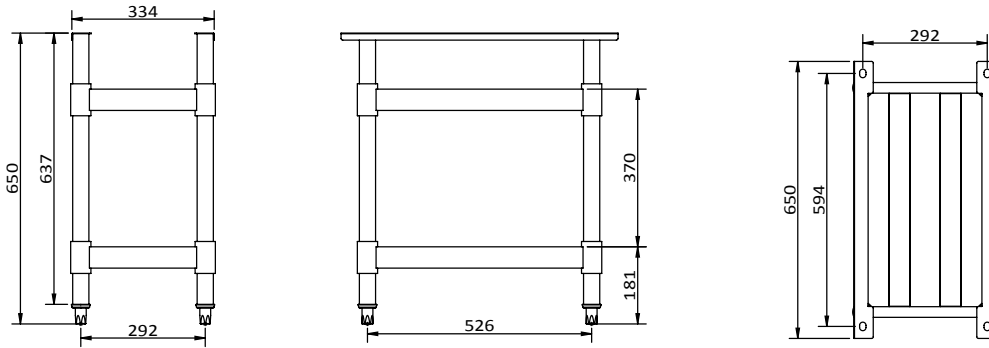


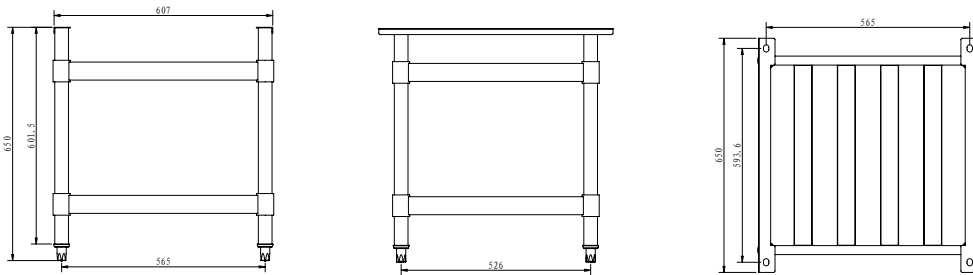
GAS GRIDDLE STANDS



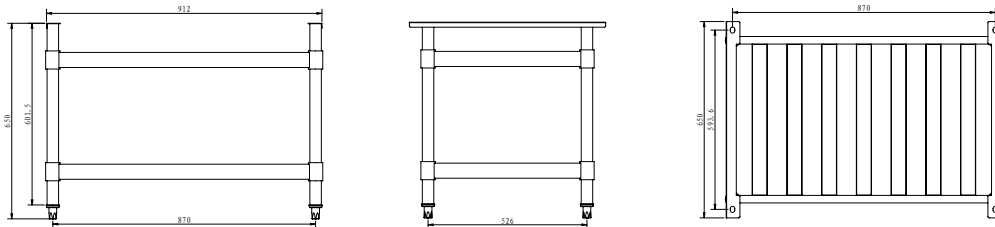
GG-12-SE



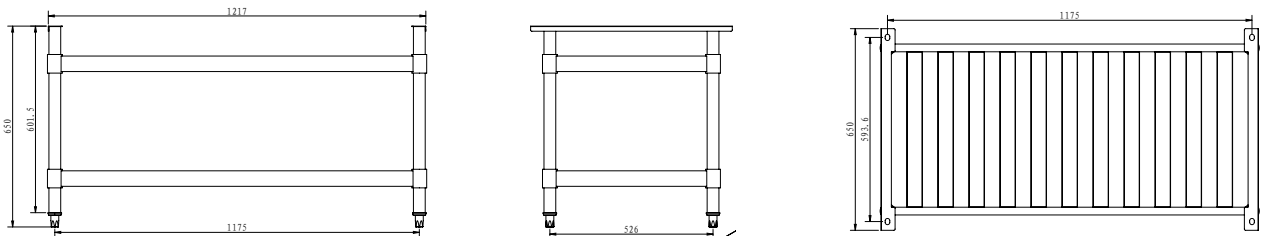
GG-24-SE



GG-36-SE



GG-48-SE



Code	Gas Type	Griddle Plate Size (mm)	Dimensions (WxDxH mm)	Weight (kg)	Regulator Size	Consumption (MJ/h)
GG-12-SE	--	--	336x650x650	9	--	--
GG-24-SE	--	--	607x650x650	12	--	--
GG-36-SE	--	--	900x650x650	14	--	--
GG-48-SE	--	--	1200x650x650	17	--	--

• Gas equipment must be commissioned by an authorised technician.

Prices and specifications are subject to change without notice. Pictures are for illustrative purpose and final product may differ