

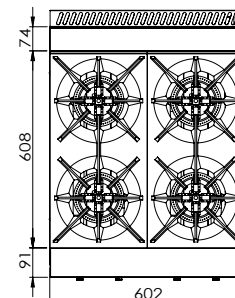
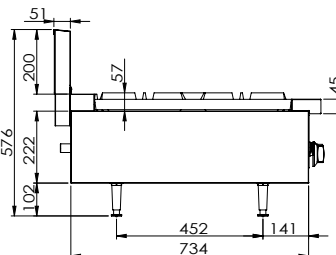
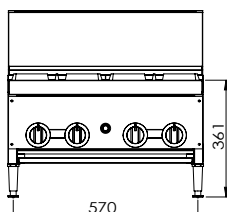
GAS 800 SERIES U.S. DESIGN

GASMAX BENCH TOPS & OPTIONAL STANDS

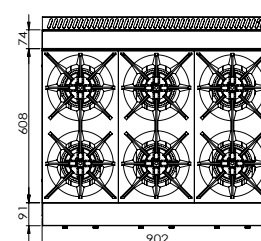
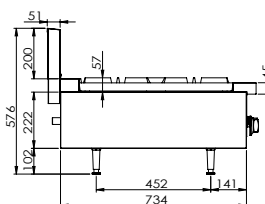
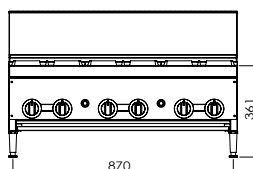
- Heavy duty trivets
- Adjustable height 45mm
- Stainless steel construction
- Sturdy adjustable feet
- S/S drip pans
- Pilot light & pilot light switch
- Stands at bottom of page



RB-4E / RB-4ELPG



RB-6E / RB-6ELPG



RB-4-SE



RB-4-SEN



**NEW
PRODUCT**

Code	Gas Type	Dimensions (WxDxH mm)	Weight (kg)	Regulator Size	Consumption (MJ/h)
4 Burner					
RB-4E	NG	602x824x575	60	3/4"	96
RB-4ELPG	LPG	602x824x575	60	3/4"	80
Optional S/S Stand with Shelf for model RB-4					
RB-4-SE	—	600x770x470	13	—	—
RB-4-SEN	—	600x600x659	15	—	—
6 Burner					
RB-6E	NG	902x824x575	84	3/4"	144
RB-6ELPG	LPG	902x824x575	84	3/4"	120
Optional S/S Stand with Shelf for model RB-6					
RB-6-SE	—	900x770x470	19	—	—
RB-6-SEN	—	899x600x659	21	—	—

• Gas equipment must be commissioned by an authorised technician.

Prices and specifications are subject to change without notice. Pictures are for illustrative purpose and final product may differ