

GAS 800 SERIES U.S. DESIGN

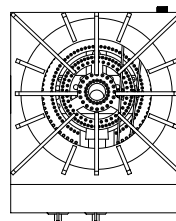
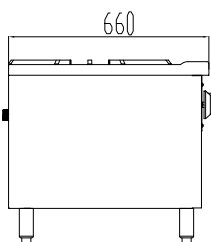
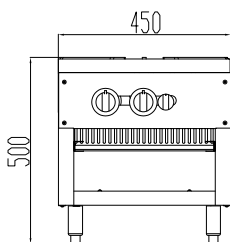


GASMAX BENCH TOPS & OPTIONAL STANDS

- Heavy duty trivets
- Adjustable height 45mm
- Stainless steel construction
- Sturdy adjustable feet S/S drip pans
- Stands at bottom of page



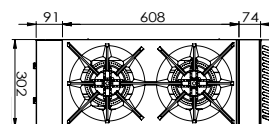
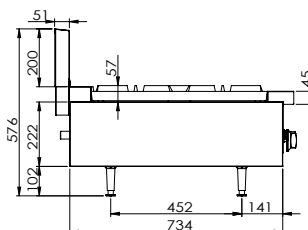
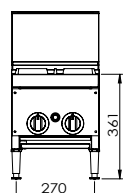
RB-1E



RB-1B



RB-2E / RB-2ELPG



Code	Gas Type	Dimensions (WxDxH mm)	Weight (kg)	Regulator Size	Consumption (MJ/h)
Dual Ring Burner					
RB-1E	NG	450x660x500	35	3/4"	60
RB-1ELPG	LPG	450x660x500	35	3/4"	60
Dual Ring Burner with Back Board & additional built in faucet					
RB-1B	NG	450x660x780	35	3/4"	60
RB-1BLPG	LPG	450x660x780	35	3/4"	60
2 Burner					
RB-2E	NG	300x770x380+60	34	3/4"	48
RB-2ELPG	LPG	300x770x380+60	34	3/4"	40
Optional S/S Stand with Shelf for model RB-2E					
RB-2-SE	—	360x770x470	10	—	—
RB-2-SEN	—	299x600x659	12	—	—

• Gas equipment must be commissioned by an authorised technician.

Prices and specifications are subject to change without notice. Pictures are for illustrative purpose and final product may differ