



HOOD TYPE DISHWASHER

Easy to use: Easy installation and service

User friendly: one touch system

High Performance: Powerful wash pump delivers higher volume of wash water and ensures faster clean up time.

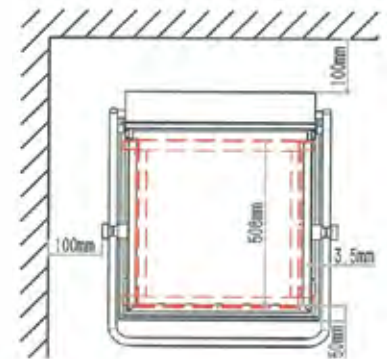
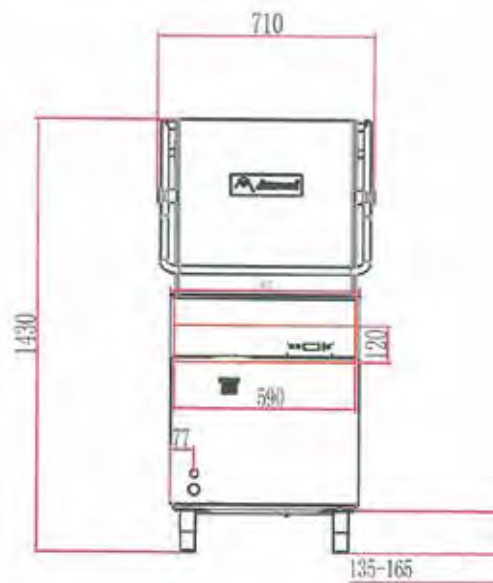
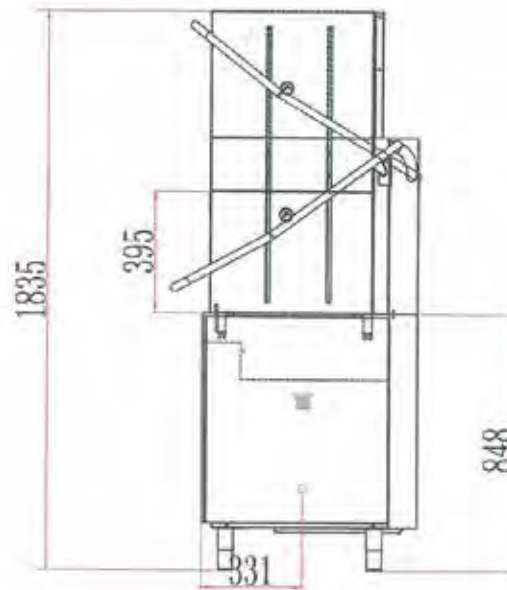
Low running costs: Hi- tech computer controller ensures low water, low energy and less detergent consumption.

Quality: Full stainless steel structure with stainless steel wash & rinse arms.

- Incoming water temperature 10-60°C
- Tank heater 3KW; Booster heater 12KW; Total power 15.71KW
- Rated currently of air circuit breaker 40A
- 60 racks per hour

- Record the number of washing 9999
- Water consumption 2.9l/rack
- Wash temperature 55-65°C
- Rinse temperature 82-90°C
- Wash cycles(S) 60/90/120
- Water inlet 3/4in 1/2in

- Drain outlet 42mm
- Inlet water hardness 0.034-0.103g/L
- Rinse & wash pump
- Non-return valve
- 1 dish rack, 1 utility basket & 2 cutlery baskets



Code	Dimensions (WxDxH mm)	Weight (kg)	Voltage/Hz	Power (kW/A)
PTD-601D	710x790x1430	104	415/50	15.71/3~N

Prices and specifications are subject to change without notice. Pictures are for illustrative purpose and final product may differ