

HEAVY DUTY CHEST FREEZERS WITH GLASS SLIDING LIDS



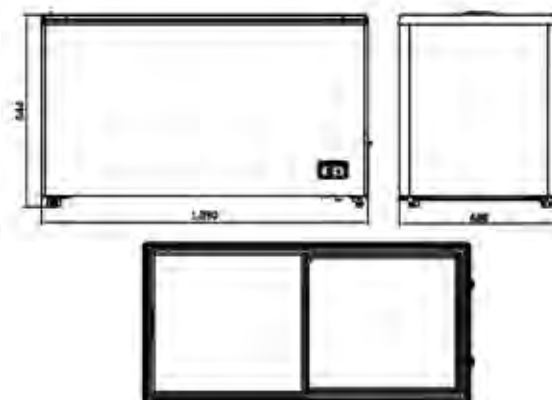

- Quick and deep freezing
- Mechanical temperature control with adjustable thermostat
- Indicating light
- Environment-friendly technology
- Low energy consumption
- Low noise design
- Fashion appearance
- Lock and key



WD-200F

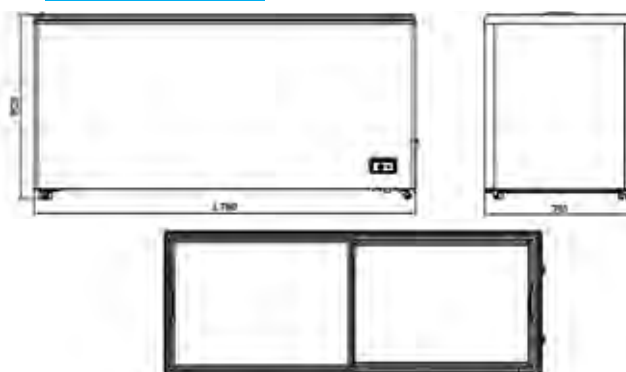
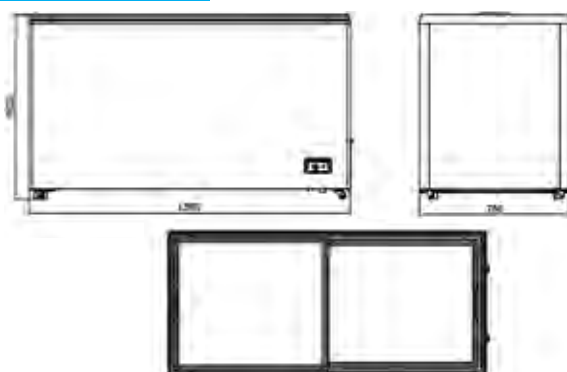
WD-300F

WD-400F



WD-520F

WD-620F



Code	Litre	Dimensions (WxDxH mm)	Weight (kg)	Temperature Range	Ambient/ RH%	Voltage	Power (W/A)
WD-200F	200	780x680x844	50	-18 to -22	38/50	240	180/10
WD-300F	300	1080x680x844	54	-18 to -22	38/50	240	200/10
WD-400F	400	1390x680x844	58	-18 to -22	38/50	240	245/10
WD-520F	520	1500x700x903	80	-18 to -22	38/50	240	280/10
WD-620F	620	1780x700x908	90	-18 to -22	38/50	240	390/10

Allow 100mm clearance for installation, all vents must be left clear. Prices and specifications are subject to change without notice. Pictures are for illustrative purpose and final product may differ