

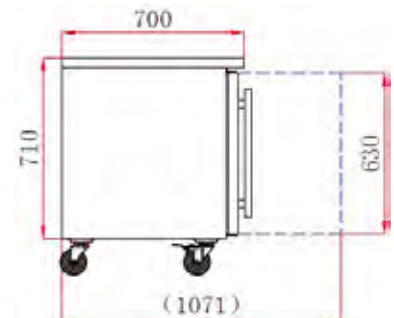
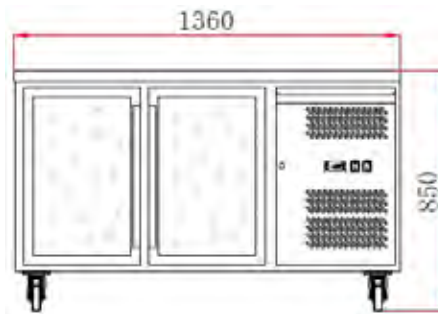
UNDERCOUNTER GLASS DOOR FRIDGES



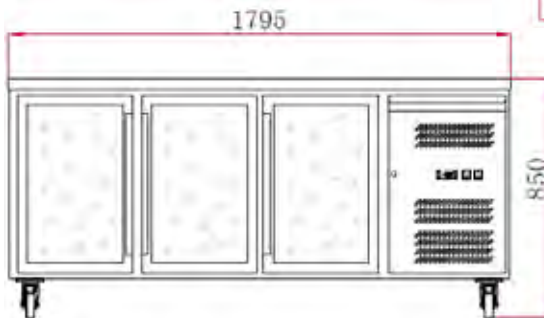
- Stainless steel interior and exterior with rounded corners for easy cleaning
- 1 shelf per door, GN1/1 pan compatible
- Self-closing doors with heavy duty magnetic door seals
- 60mm HFCs and CFCs free foam body insulation
- Tropicalised for Australian conditions
- User friendly Digital controls
- Rapid recovery rate
- Fan forced evaporator cooling
- Ebm-papst evaporator and condenser fans
- Heavy duty castors with front wheel brakes
- Unit can be placed against wall



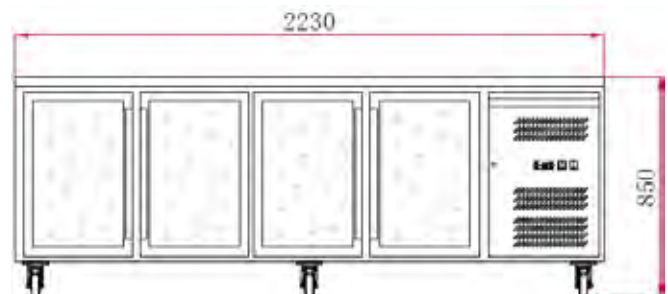
XUB7C132G2V



XUB7C18G3V



XUB7C22G4V









Code	Litre	Doors	Dimensions (WxDxH mm)	Weight (kg)	Temperature Range	Ambient/ RH%	Voltage	Power (W/A)
600mm Deep with LED lighting inside								
XUB6C13G2V	228	2	1360x600x850	83	-2 to +8	35/60	240	215/10
XUB6C18G3V	339	3	1795x600x850	105	-2 to +8	35/60	240	230/10
700mm Deep with LED lighting inside								
XUB7C13G2V	282	2	1360x700x850	108	-2 to +8	35/60	240	230/10
XUB7C18G3V	417	3	1795x700x850	134	-2 to +8	35/60	240	235/10
XUB7C22G4V	553	4	2230x700x850	158	-2 to +8	35/60	240	335/10

Prices and specifications are subject to change without notice. Pictures are for illustrative purpose and final product may differ

FED-X WORK BENCH ACCESSORIES



Code	Description	
Optional Splashback Top - 10mm Height		
XUB62-WBB	Splashback top for 2 door 600mm deep under counter unit, suits XUB6C13S2V and XUB6F13S2V	
XUB63-WBB	Splashback top for 3 door 600mm deep under counter unit, suits XUB6C18S3V and XUB6F18S3V	
XUB64-WBB	Splashback top for 4 door 600mm deep under counter unit, suits XUB6C22S4V	
XUB72-WBB	Splashback top for 2 door 700mm deep under counter unit, suits XUB7C13S2V, XUB7C13G2V and XUB7F13S2V	
XUB73-WBB	Splashback top for 3 door 700mm deep under counter unit, suits XUB7C18S3V, XUB7C18G3V and XUB7F18S3V	
XUB74-WBB	Splashback top for 4 door 700mm deep under counter unit, suits XUB7C22S4V and XUB7C22G4V	
Optional Drawers for Solid Door Units		
XUB-2DRAWER	1/2 Drawer x 2 with Fullerer heavy duty runner	
XUB-3DRAWER	1/3 Drawer x 3 with Fullerer heavy duty runner	
Additional Shelf Set		
XUB6-SHELFSET	Additional shelf set for 600mm deep under counter units, including one shelving and one pair of runner, suits XUB6C13S2V, XUB6C18S3V, XUB6C22S4V, XUB6F13S2V and XUB6F18S3V	
XUB7-SHELFSET	Additional shelf set for 700mm deep under counter units, including one shelving and one pair of runner, suits XUB7C13S2V, XUB7C13G2V, XUB7F13S2V, XUB7C18S3V, XUB7C18G3V, XUB7F18S3V, XUB7C22S4V, XUB7C22G4V, XGNS900B, XGNS1300B, XGNS1300D, XSS7C13S2V and XSS7C18S3V	
XUB8-SHELFSET	Additional shelf set for 800mm deep under counter units, including one shelving and one pair of runner, suits XSS8C15S2V and XSS8C20S3V	
XGNS-SHELFSET	Additional shelf set for saladettesr units, including one shelving and one pair of runner, suits XGNS900E, XGNS1300E, XS900GC, XS903GC and XGNS1300S	
Optional Stainless Steel Runners		
GXE-2-7778	Runner Set for Saladettes, suits XGNS900E, XGNS1300E, XS900GC, XS903GC and XGNS1300S	
GXE-2-211210	Runner Set for 600mm deep under counter units, suits XUB6C13S2V, XUB6C18S3V, XUB6C22S4V, XUB6F13S2V and XUB6F18S3V	
GXE-2-3637	Runner Set for 700mm Deep Under Counter Unit, suits XUB7C13S2V, XUB7C13G2V, XUB7F13S2V, XUB7C18S3V, XUB7C18G3V, XUB7F18S3V, XUB7C22S4V, XUB7C22G4V, XGNS900B, XGNS1300B, XGNS1300D, XSS7C13S2V and XSS7C18S3V	
GXE-2-215216	Runner Set for 800mm deep under counter units, suits XSS8C15S2V and XSS8C20S3V	
Legs		
12533110010	Heavy duty Stainless Steel Leg Adjustable Range 140-200mm (per pc)	

Prices and specifications are subject to change without notice. Pictures are for illustrative purpose and final product may differ