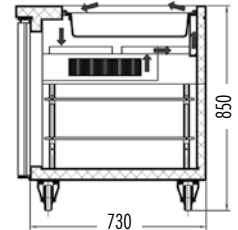
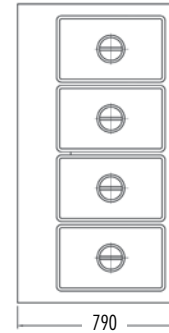
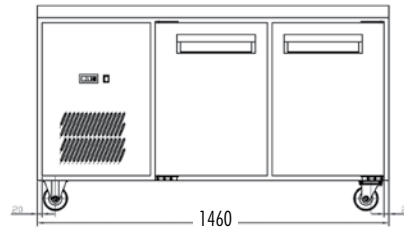


# PREMIUM S/S COLD SALAD & NOODLE BARS

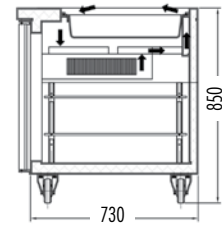
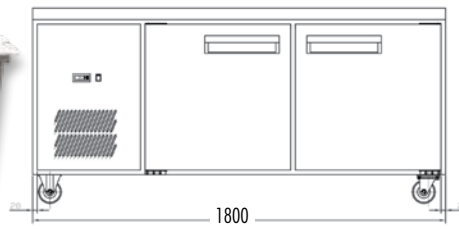
- All stainless steel
- Easy to clean
- Auto defrost
- "Blown well" Cross-flow fan cooling
- Cassette cooling system
- PE Chopping Board included
- Automatic condensation evaporation
- Digital temp. controls & read-out
- Castors
- Pans not included  
Select on page 286-287



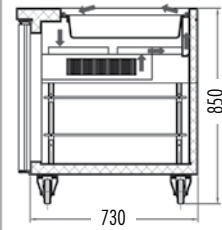
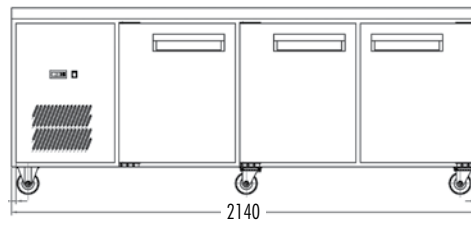
PG150FA-B



PG180FA-B



PG210FA-B



Code	Litre	Dimensions (WxDxH mm)	Chopping Board Dimensions (WxDxH mm)	Weight (kg)	Temperature Range °C	Ambient/ RH%	Voltage	Power (W/A)
<b>2 Door - 4x1/1 pans</b>								
PG150FA-B	600	1460x790x850	1459x200x13	164	+1 to +5	32/60	240	716/10
<b>2 Door - 5x1/1 pans</b>								
PG180FA-B	800	1800x790x850	1799x200x13	187	+1 to +5	32/60	240	716/10
<b>3 Door - 6x1/1 pans</b>								
PG210FA-B	1000	2140x790x850	2139x200x13	217	+1 to +5	32/60	240	716/10

Cold tops are holding units only, product needs top be pre-chilled to less than 5°C. Prices and specifications are subject to change without notice. Pictures are for illustrative purpose and final product may differ