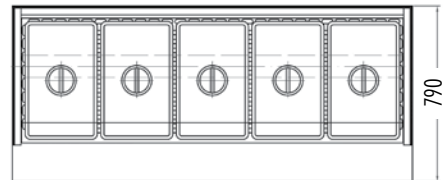
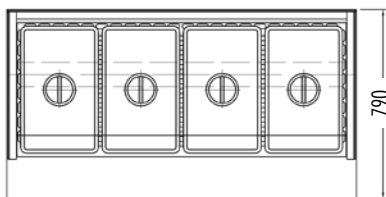
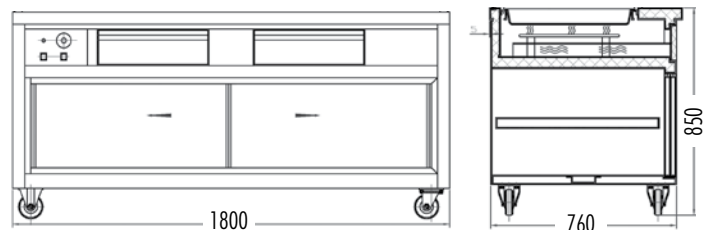
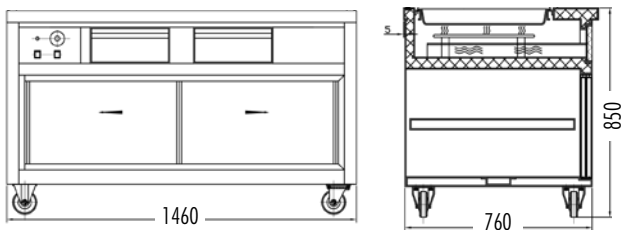


## PREMIUM S/S BAIN MARIES

- Convective thermal air-flow & humidity bench
- Two water drawers
- Two sliding cabinet doors
- Thermostat
- Heating element over water tray
- Ambient storage cabinet under
- Plumbing free installation
- Perforated pan divider
- All stainless steel
- Castors
- Pans not included  
Select on page 286-287



Code	Dimensions (WxDxH mm)	Weight (kg)	Temperature Range °C	Voltage	Power (kW/A)
<b>2 Door - 4x1/1 pans</b>					
PG150FE-B	1460x790x850	125	+35 to +85	240	1.8/10
<b>2 Door - 5x1/1 pans</b>					
PG180FE-B	1800x790x850	150	+35 to +85	240	2.5/15

Heated units are for hot food holding only, not designed to heat product. Prices and specifications are subject to change without notice. Pictures are for illustrative purpose and final product may differ