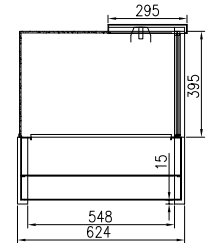
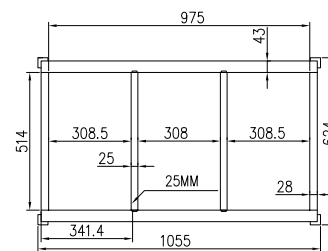
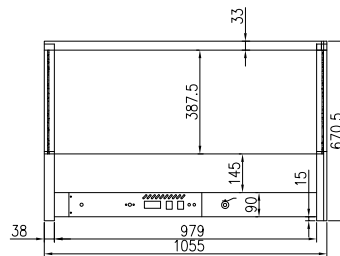


# HEATED WET BAIN MARIE / HOTFOOD BAR

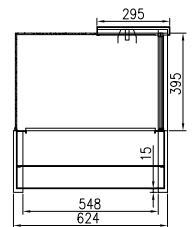
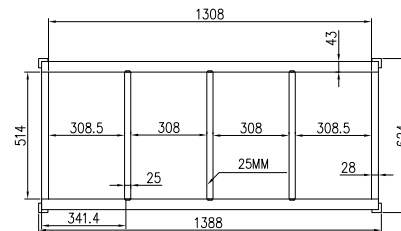
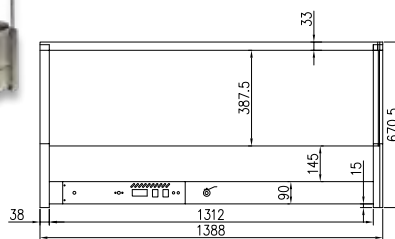
- Double row 1/2 GN pan hot food display bar (Pans sold separately)
- Pan divider included
- Can take pan up to 100mm deep
- Enhances food presentation whilst keeping food at correct serving temperature
- Stainless steel construction with tubular frame
- Italian heating element
- Safety lock ball valve drain
- Streamlined for easy cleaning
- Overhead heating lamps
- Rear sliding door
- Toughened glass
- Pans not included. Select on page 226
- Optional trolley also available



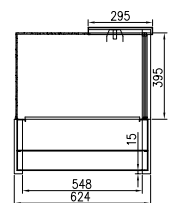
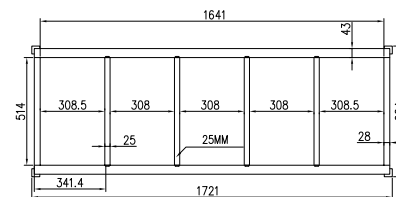
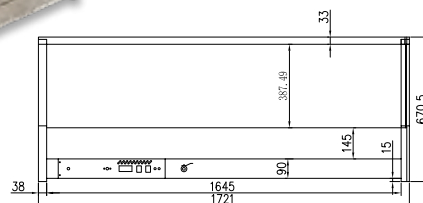
BM11SD



BM14SD



BM17SD



Code	Dimensions (WxDxH mm)	Weight (kg)	Temperature Range °C	Voltage	Power (kW/A)
<b>Square Front</b>					
BM11SD	1055x630x670	38	+35 to +85	240	2.3/10
BM14SD	1388x630x670	55	+35 to +85	240	2.8W/15
BM17SD	1721x630x670	80	+35 to +85	240	3.5W/15
<b>Trolleys</b>					
BMT11	1060x630x750	—	—	—	—
BMT14	1400x630x750	—	—	—	—
BMT17	1750x630x750	—	—	—	—

Machines must not be left unattended for extended periods. Heated units are for hot food holding only, not designed to heat product. Prices and specifications are subject to change without notice. Pictures are for illustrative purpose and final product may differ