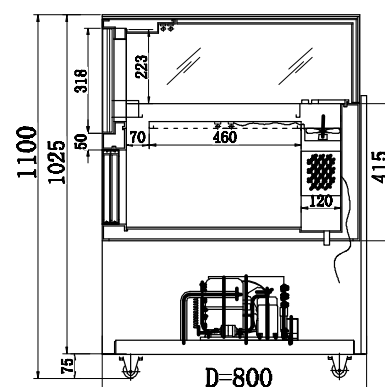
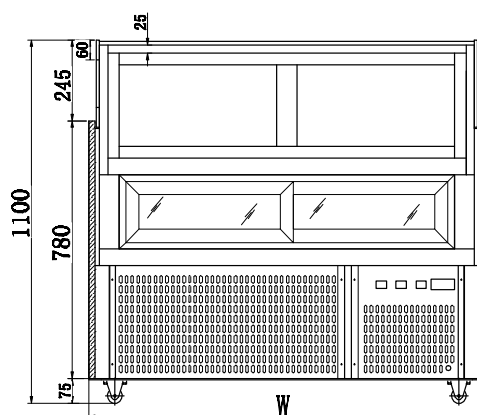
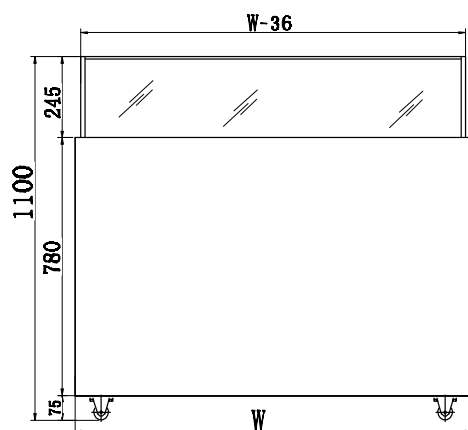


CHOCOLATE DISPLAY

- Ultra clear glass canopy
- White marble base
- Skope compressor
- LED lighting
- Digital temp. control & read-out
- Double glazed heated glass
- Ambient 38°C & 50% RH
- Cold storage at rear
- Easy to clean
- Italian Compex runner
- Rear storage compartment
- Suitable for chocolate & bakery products
- Mirrored glass drawers
- Self evaporating drainage



Code	Dimensions (WxDxH mm)	Weight (kg)	Temperature Range °C	Ambient/ RH%	Voltage	Power (W/A)
DS1200V	1200x800x1100	180	+2 to +8	38/50	240	544/10
DS1500V	1500x800x1100	278	+2 to +8	38/50	240	650/10

Allow 100mm clearance for installation, all vents must be left clear.
Prices and specifications are subject to change without notice. Pictures are for illustrative purpose and final product may differ