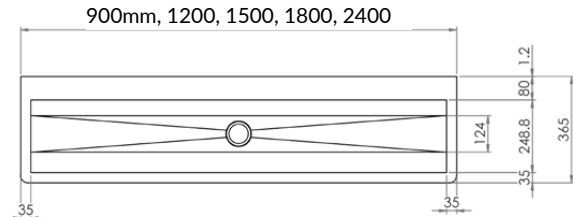


Wall Mount Trough



1. Quantity - _____

2. Length - 900mm 1200mm 1500mm 1800mm 2400mm


3. Outlet Position Centre Outlet Only

3. 300mmH flat splashback (extra cost) No Yes

4. Freestanding Frame (extra cost) No Yes

5. Plug and Waste (extra cost) No Yes

6. Tap Holes (optional) No Yes

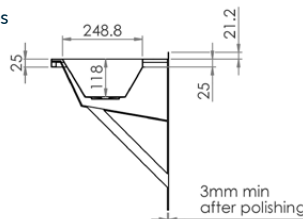


Number of Tap Holes - _____

Tap Hole Size 20mm 22.5mm 25mm 30mm 35mm

Bubblers Hob Wall or Pillar Taps

7. Pre Plumbing (extra cost) No Yes



Recommended tap hole set outs: Adults - 600mm and children* - 450mm

Please draw Tap Holes clearly showing dimensions

* Lever handle taps are recommended for children 8 years and under.

Company:

Purchase Order Number:

Name:

Date:

Signature:

Phone Number: