



Drawer Warmers

# BUILT TO BE THE BEST



(FOOD SERVICE MACHINERY PTY. LTD.)

HEAD OFFICE: UNIT E6, 63-85 TURNER STREET,

PORT MELBOURNE, VIC. 3207 AUSTRALIA

T: +61 3 8645 2555 F: +61 3 8645 2565

E: sales@fsm-pl.com.au W: www.fsm-pl.com.au

**SYDNEY OFFICE:**

UNIT 26, 7-9 PERCY STREET,

AUBURN, NSW 2144 AUSTRALIA

T: +61 2 8737 4666 F: +61 2 8737 4646

E: sales@fsm-pl.com.au W: www.fsm-pl.com.au

**QUEENSLAND:**

T: 0400 099 992

E: sales@fsm-pl.com.au

W: www.fsm-pl.com.au



# CHOOSE THE PERFECT SIZE AND TYPE FOR YOUR DRAWER WARMING NEEDS...

People who serve, products that solve.™

## Hatco Drawer Warmers

are built to excel in a tough kitchen environment. There is a model to fit your operation perfectly, from freestanding and freestanding convected to built-in, standard to narrow widths.

### The Brains

Each drawer has its own recessed thermostat control, temperature monitor, and illuminated power switch. You control the humidity with the adjustable sliding vents.

### The Brawn

They're made of rugged stainless steel, heavier than our competition. The drawers return smoothly, with a positive close due to the 12-gauge stainless steel slides, heavy-duty hardware, and maintenance free nylon rollers. The tough, solid, chrome handles are angled to avoid glances from passing carts.

### The Versatility

Our standard width drawer warmers accommodate half-size and third-size food pans. Options include *Designer* color drawer fronts, oversized drawer frame and pan, biscuit pan drawer, chip guard, and ITC electronic control.

**PERFORMANCE. DURABILITY. DEPENDABILITY.**  
HATCO DRAWER WARMERS. PUT THE BEST TO WORK FOR YOU.

## FREESTANDING MODELS



**Model HDW-1**  
with standard 4" (102 mm) legs



**Model HDW-2**  
with optional 6" (152 mm) stainless steel legs

## FREESTANDING CONVECTED MODEL

**CDW-3N**  
with standard low-profile 2" (51 mm) casters



**Model HDW-2R2**  
with standard 4" (102 mm) legs

| ITEM         | DESCRIPTION   | TYPE      |
|--------------|---|-----------|
| HDW-ITC      | ITC Electronic Control (Required on all drawers) (Standard on CDW-3N) (Excludes HDW-1R2, -2R2)  | Option ♦  |
| OS-PAN       | Oversized Drawer Frame and Pan 20"D x 15"W x 5"H (508 x 381 x 127 mm) in lieu of Standard Drawer with Pan (Standard width models only) (Excludes HDW-1R2, -2R2)                               | Option ♦  |
| BIS DRAWER   | Biscuit Pan Drawer (Accommodates two 18"D x 13"W (457 x 330 mm) Half-Size Sheet Pans –not included) in lieu of Standard Drawer with Pan (Standard width models only) (Excludes HDW-1R2, -2R2) | Option ♦  |
| HDW-CHIP     | Chip Guard (Excludes HDW-1R2, -2R2 and CDW-3N)  | Option ♦  |
| HDW-TRIVET   | Trivet Custom trivet raises food product 1/2" (13 mm) off bottom of full size pan   | Accessory |
| HDW 6" LEG   | 6" (152 mm) Adjustable Stainless Steel Legs (Standard on HDW-4)   | Accessory |
| HDW-CASTER-2 | 2" (51 mm) Swivel Casters (Adds 2 1/2" (64 mm) to height of unit) (HDW-1, -2, -3 models only)   | Accessory |
| HDW-CASTER-3 | 3" (76 mm) Dia. Locking Casters (Adds 4 1/4" (108 mm) to height of unit) (HDW-1, -2, -3 models only)  | Accessory |
| HDW-CASTER-4 | 4" (102 mm) Dia. Locking Casters (Adds 5 1/4" (133 mm) to height of unit) (Excludes HDW-1R2, -2R2)  | Accessory |
| HDW-CASTER-5 | 5" (127 mm) Dia. Locking Casters (Adds 6 1/4" (159 mm) to height of unit) (Excludes HDW-1R2, -2R2)  | Accessory |
| HDW-SPILL    | Water/Spillage Pan (Excludes HDW-1R2, -2R2)   | Accessory |
| HDW-SPLASH   | Splash Baffle (Excludes HDW-1R2, -2R2)  | Accessory |
| ST PAN 2     | Stainless Steel Food Pans 20 3/4"D x 12 3/4"W x 2 1/2"H (527 x 324 x 64 mm)   | Accessory |

♦Options not available for retrofit.

## Drawer Warmer Options and Accessories



Choose a *Designer* color to enhance your drawer front.

Printed colors are a representation and may not exactly match our *Designer* colors.



**Model HDW-4**  
with standard 6" (152 mm)  
stainless steel legs

**Model HDW-3**  
with optional casters



**BUILT-IN MODELS**

**NARROW MODEL**



**Model HDW-1N**  
with standard 4" (102 mm) legs

**Model HDW-3B**

The **Hatco** Difference


Hatco Drawer Warmers are available in 1-, 2-, and 3-drawer freestanding or built-in models. A 4-drawer freestanding model is also available in standard width only. Freestanding models are shipped with a 6' (1829 mm) cord set. Built-in units are shipped with a 4' (1219 mm) flexible conduit.

- 1 Each individual drawer includes (except CDW):
  - A. Recessed controls – protected from accidental damage.
  - B. Illuminated power switch.
  - C. Drum thermometer – accurately displays drawer temperature.
  - D. Thermostat – for precise and repeatable temperature settings.
  - E. Complete insulation wrap – energy efficient, isolated temperatures per drawer.
  - F. Adjustable vents – allow individual humidity control.
- 2 Metal sheathed heating elements (Excludes HDW-1R2, -2R2) and 12-gauge stainless steel drawer slides feature a two-year warranty (Excludes HDW-1R2, -2R2).
- 3 Adjustable stainless steel legs, casters, and food holding pans are available as optional equipment.
- 4 All models, except split drawer, hold standard size pans up to 6" (152 mm) deep (will lift straight up in standard models).
- 5 Positive-closing drawers feature nylon rollers, 12-gauge stainless steel slides, and removable drawer frame for ease of cleaning.
- 6 Spillage pan and splash baffle for additional humidity.
- 7 Long-lasting durability is assured by rugged stainless steel construction, plus heavy-duty chrome handles.


**Trivet**

**ITC Electronic Control**

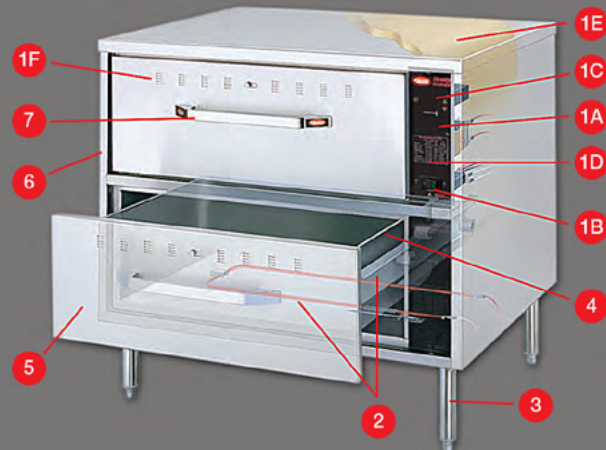
**Biscuit Pan Drawer**



**PREVENTS CHIPS FROM REACHING THE ELEMENT**  
D. Heat Shield  
E. Heating Element  
F. Chip Guard

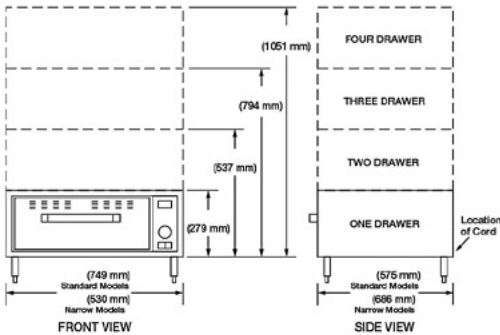


**ADDITIONAL HUMIDITY**  
A. Stainless Steel Food Pan  
B. Splash Baffle  
C. Water/Spillage Pan add 1/4" (6mm) of water

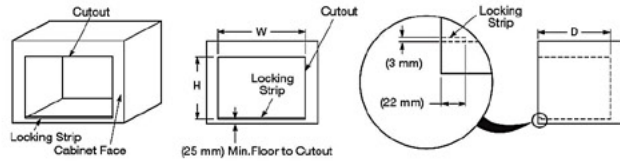




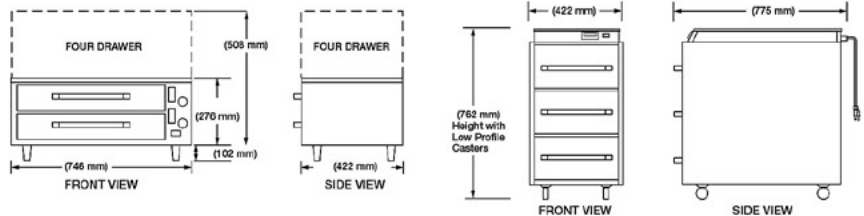
## SPECIFICATIONS



Freestanding Models



Built-In Models



Split Drawer Model

Freestanding Convected

### Freestanding – Standard

| Model <sup>▲</sup> | Watts | No. of Drawers | Shipping Weight   |
|--------------------|-------|----------------|-------------------|
| HDW-1              | 450   | One            | 97 lbs. ( 44 kg)  |
| HDW-2              | 900   | Two            | 168 lbs. ( 76 kg) |
| HDW-3              | 1350  | Three          | 232 lbs. (105 kg) |
| HDW-4              | 1800  | Four           | 296 lbs. (134 kg) |

### Freestanding – Narrow

| Model <sup>▲</sup> | Watts | No. of Drawers | Shipping Weight   |
|--------------------|-------|----------------|-------------------|
| HDW-1N             | 450   | One            | 97 lbs. ( 44 kg)  |
| HDW-2N             | 900   | Two            | 168 lbs. ( 76 kg) |
| HDW-3N             | 1350  | Three          | 232 lbs. (105 kg) |

### Freestanding – Convected

| Model  | Watts | No. of Drawers | Shipping Weight   |
|--------|-------|----------------|-------------------|
| CDW-3N | 1015  | Three          | 162 lbs. ( 73 kg) |

### Built-In – Standard

| Model <sup>▲</sup> | Watts | No. of Drawers | Shipping Weight   |
|--------------------|-------|----------------|-------------------|
| HDW-1B             | 450   | One            | 88 lbs. ( 40 kg)  |
| HDW-2B             | 900   | Two            | 159 lbs. ( 72 kg) |
| HDW-3B             | 1350  | Three          | 223 lbs. (101 kg) |

### Built-In – Narrow

| Model <sup>▲</sup> | Watts | No. of Drawers | Shipping Weight   |
|--------------------|-------|----------------|-------------------|
| HDW-1BN            | 450   | One            | 88 lbs. ( 40 kg)  |
| HDW-2BN            | 900   | Two            | 159 lbs. ( 72 kg) |
| HDW-3BN            | 1350  | Three          | 223 lbs. (101 kg) |

### Split Drawer

| Model   | Watts | No. of Drawers | Shipping Weight   |
|---------|-------|----------------|-------------------|
| HDW-1R2 | 525   | Two            | 97 lbs. ( 44 kg)  |
| HDW-2R2 | 1209  | Four           | 168 lbs. ( 76 kg) |

▲ 1-, 2-, and 3-drawer freestanding and split drawer units are standard with 102 mm legs; 4-drawer freestanding units with 152 mm stainless steel legs. Accessory 152 mm stainless legs, or 51 mm, 76 mm, or 127 mm diameter casters available on 1-, 2-, and 3-drawer units, or 102 mm diameter casters available on all units.

### Dimensions

Freestanding – (Without legs or casters) W x D x H

HDW-1: (749 x 575 x 279 mm)  
 HDW-1N: (530 x 686 x 279 mm)  
 HDW-2: (749 x 575 x 537 mm)  
 HDW-2N: (530 x 686 x 537 mm)  
 HDW-3: (749 x 575 x 794 mm)  
 HDW-3N: (530 x 686 x 794 mm)  
 HDW-4: (749 x 575 x 1051 mm)

Freestanding Convected – (With low-profile 51mm casters)

CDW-3N: (422 x 775 x 762 mm)

Built-In – (Excluding front mounting flange)

HDW-1B: (714 x 568 x 248 mm)  
 HDW-1BN: (495 x 679 x 248 mm)  
 HDW-2B: (714 x 568 x 508 mm)  
 HDW-2BN: (495 x 679 x 508 mm)  
 HDW-3B: (714 x 568 x 765 mm)  
 HDW-3BN: (495 x 679 x 765 mm)

Split Drawer – (Without legs or casters)

HDW-1R2: (746 x 422 x 276 mm)  
 HDW-2R2: (746 x 422 x 508 mm)

### Built-In Cutout Requirements

| Model   | "W"      | "D"      | "H"      |
|---------|----------|----------|----------|
| HDW-1B  | (718 mm) | (603 mm) | (257 mm) |
| HDW-2B  | (718 mm) | (603 mm) | (514 mm) |
| HDW-3B  | (718 mm) | (603 mm) | (772 mm) |
| HDW-1BN | (498 mm) | (714 mm) | (257 mm) |
| HDW-2BN | (498 mm) | (714 mm) | (514 mm) |
| HDW-3BN | (498 mm) | (714 mm) | (772 mm) |

\* Add 1½" (38 mm) for conduit connector.

### Voltage

All free standing units supplied with lead and 10Amp plug

### Cord Location

Back of unit, lower left corner.