



FOODWARMERS

[CHOICES]

...THROUGH CUSTOMERIZATION



*Unique Needs, Exact Solutions.*



# ULTRA-GLO<sup>®</sup>

HEATING WITHOUT CONSEQUENCES

Sturdy Aluminum Housings that do not sag, from 18" up to 72" (457-1829 mm) in 6" (152 mm) increments.

Adjustable standard Mounting Bracket (allows 3 different mounting heights and allows for conduit connection to the end of the unit).

Heavy-duty Insulation surrounds heating element to keep exterior housing cooler and minimize heat loss.

Dual Aluminized Reflectors keep housing cooler, focuses more heat towards the food.

Shape of element focuses the heat on the food.

Wire Guards protect users from incidental contact with the elements.

## DESIGNER COLORS (optional)



Warm Red



Black



Gray Granite



White Granite



Navy Blue



Hunter Green



Antique Copper

## GLOSS COLORS (optional)



Gleaming Gold



Glossy Gray



Bold Black



Radiant Red



Brilliant Blue

Printed colors are a representation and may not exactly match our Designer Colors and Gloss Finishes.

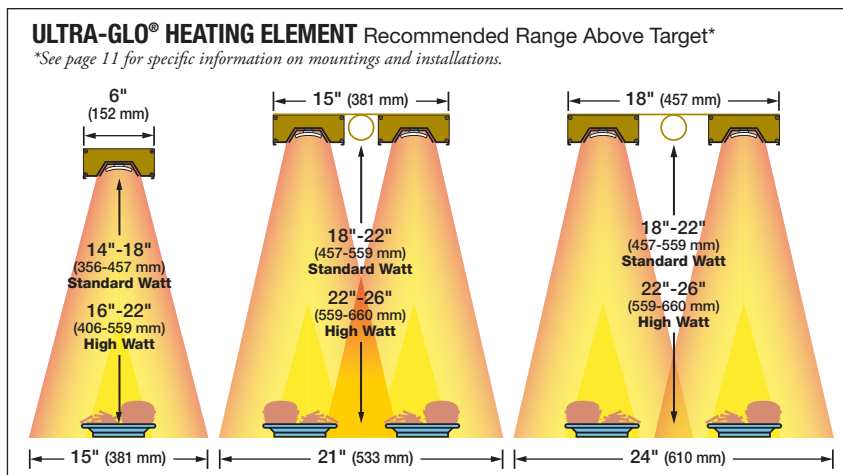


## Hi-Intensity Ceramic Heat High Working Clearances

Hatco offers a unique line of Ultra-Glo® Ceramic Foodwarmers excellent for use with fried foods. Designed for front- or back-of-the-house use, Hatco ceramic warmers provide ideal heat patterns and temperature control to maintain temperature at an application's edge. Ultra-Glo Ceramic elements allow for a greater working space between the warmer and the holding surface. Side-to-side and front-to-back prefocused heat pattern holds without continued cooking, drying, or discoloration. Hatco has a wide range of standard and custom models, configurations, and colors. The Choice is Yours.



*UGAHL-60D with optional gloss finish, lights (shown above) with remote enclosure RMB-7D (shown left)*



*Optional remote control enclosure RMB-14AB (master toggle and 1 electronic infinite with relay)*

- Pre-focused pyramidal heat pattern, concentrates the heat at the edges where heat loss is the greatest
- Increased height improves operational working clearances, giving the chef and server an improved ergonomic working environment
- Adaptable to many locations and configurations, including back- or front-of-the-house use, open kitchen concepts, or buffet lines
- Sturdy extruded aluminum housings eliminate sagging
- Available in widths from 18" to 72" (457 mm to 1829 mm)
- Optional coated shatter-resistant incandescent or halogen lights enhance product displays while safeguarding food from bulb breakage

*Ideal for fried food products or high clearance draft areas*



Unique Needs, Exact Solutions.





# DESIGNER GLO-RAY®



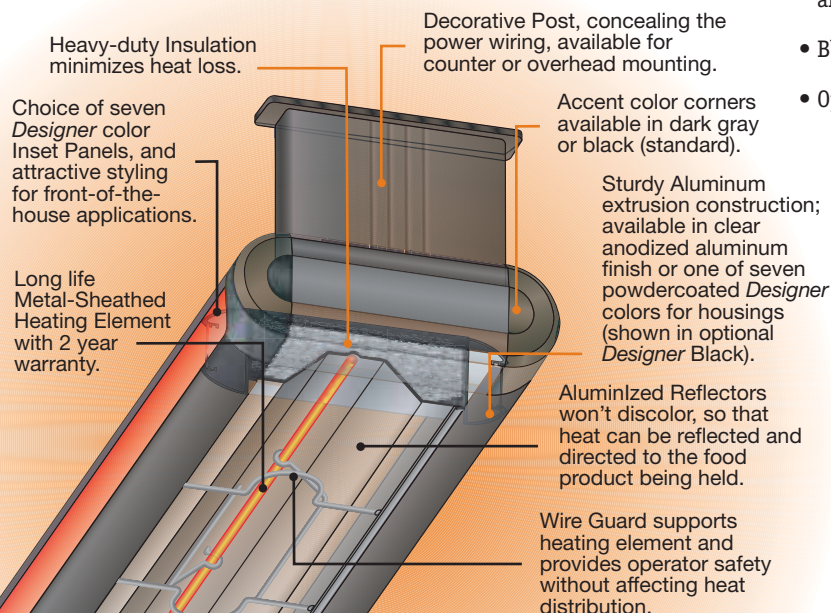
GR2AHL-36 with Designer non-adjustable stands, optional sneeze guards, optional Designer color inset panels and remote enclosure RMB-7L (1 toggle and 1 infinite switch)



## Front of the House • All Purpose • Metal-Sheathed • *DESIGNER*

Now the quality holding temperatures of the Glo-Ray® line are available with Hatco's unique *Designer* presentation. Maintain the fresh appearance and flavorful taste of a variety of foods with heat that is pre-focused to include the entire product – without cooking, drying, or discoloration. In addition, the modern styling and attractive display possibilities of the *Designer* line provides appearance options sure to help your product sell itself. Optional powdercoating provides easy-to-clean durability. Powdercoated units, inset panels, and accessories let you choose the foodwarmer that will enhance your décor. The Choice is Yours.

- Prefocused heat maintains safe serving temperatures longer without continuing to cook the food
- Available in widths from 22" to 88" (559 mm to 2235 mm)
- Available in a variety of models, configurations, colors, and accessories to provide unlimited flexibility
- Optional coated shatter-resistant incandescent or halogen lights enhance product displays while safeguarding food from bulb breakage
- Metal-sheathed heating elements guaranteed against burnout and breakage for two years
- Black corner caps and inset panels standard
- Optional sneeze guards that meet food safety standards



### Designer Glo-Ray® and Glo-Ray® Narrow

#### DESIGNER COLORS (optional)



Printed colors are a representation and may not exactly match our Designer Colors.



# GLO-RAY® NARROW



GRN-24 with standard angle brackets and optional Designer color – only 2" (51 mm) high and 4" (102 mm) deep!



## Front-of-the-House • All Purpose • Metal-Sheathed • SLIM

Hatco Glo-Ray® Narrow Infrared Foodwarmers keep all hot foods at optimum serving temperatures longer, while the slim design fits ideally in display or merchandising cases. Product does not dry out or become discolored; even the most delicate dishes hold that "just-prepared" look. The entire holding surface is heated evenly with no "cold" spots. The Choice is Yours.

- Has a slim design that's only 2" (51 mm) in height and 4" (102 mm) deep that keeps the focus on the food in display or merchandising cases
- Available in widths from 18"-72" (457 mm to 1829 mm)
- Prefocused heat pattern maintains serving temperatures longer without continuing to cook the food
- Optional remote control enclosure in *Designer* colors

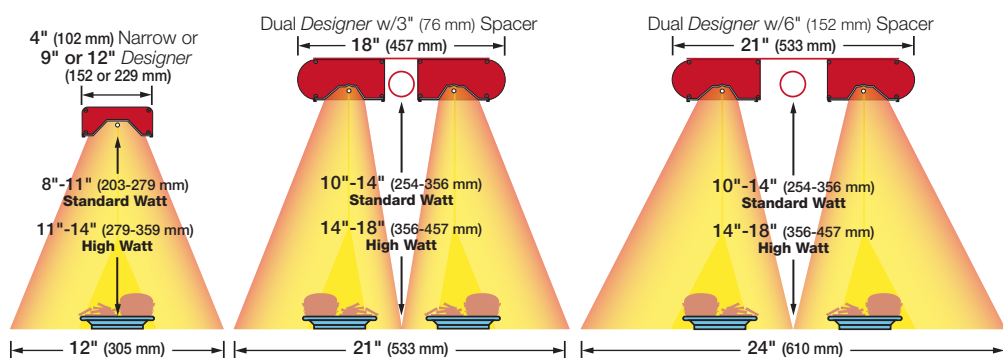
Sturdy housing in stainless steel or one of seven *Designer* Colors.

Heavy-duty Insulation minimizes heat loss.

Aluminized Reflector retains full heat intensity and directs more heat towards the edges of the holding surface.

Reinforced Wire Guard provides operator safety without affecting heat distribution.

### **Designer Glo-Ray® and Glo-Ray® Narrow Heating Elements** \*See page 11 for specific information on mountings and installations.

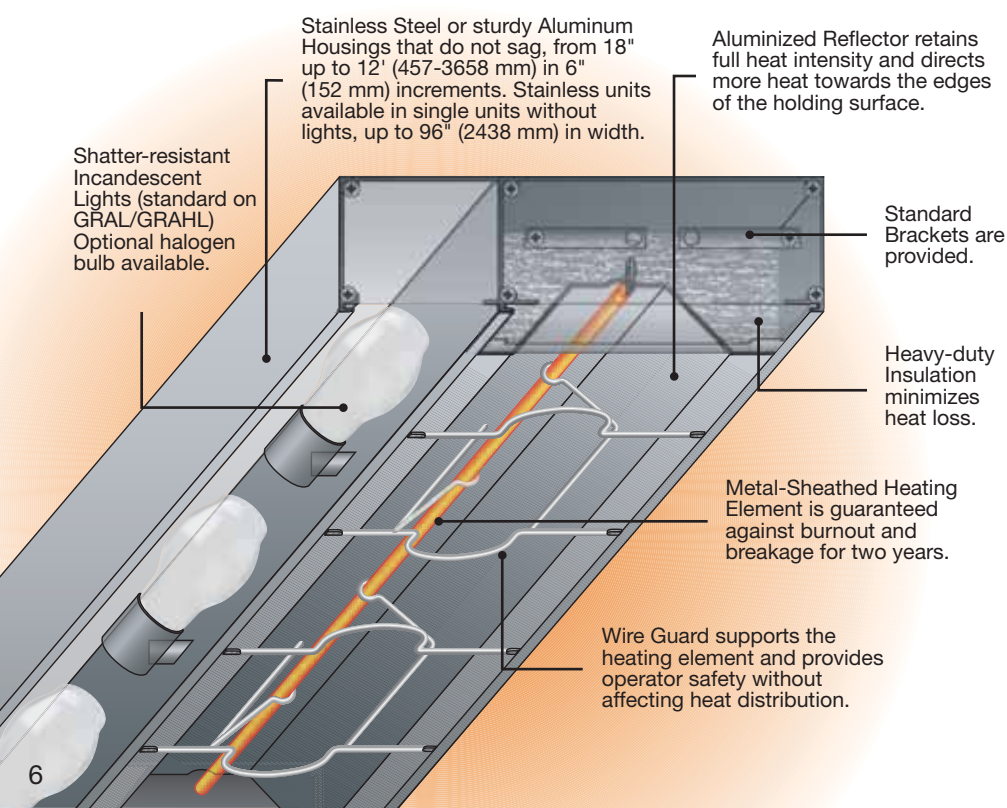






# GLO-RAY® INFRARED WARMERS

HOLDING TECHNOLOGY FOR EVERY APPLICATION



## DESIGNER COLORS (optional)



## GLOSS COLORS (optional)



Printed colors are a representation and may not exactly match our Designer Colors and Gloss Finishes.





GRAH-36 High watt toggle controlled with S-hooks, chains, and cord and plug attached



GRAHL-72D in optional Designer color, and 3" (76 mm) spacer, lights, and tandem elements (shown above) with optional remote enclosure RMB2-2R (shown left)



## Back-of-the House • All-Purpose • Metal-Sheathed • Economical

Hatco's Glo-Ray® line offers triple benefits: food safety, a consistent holding temperature, and maximum product flavor. The infrared heat holds the temperature of your product without drying out or further cooking food. The end result is hot, fresh food that's ready-to-serve.

Glo-Ray Infrared Foodwarmers also come in a range of colors, configurations, and models, with optional incandescent lights and breath protectors, allowing you the freedom to create the foodwarmer that's right for you. The Choice is Yours.

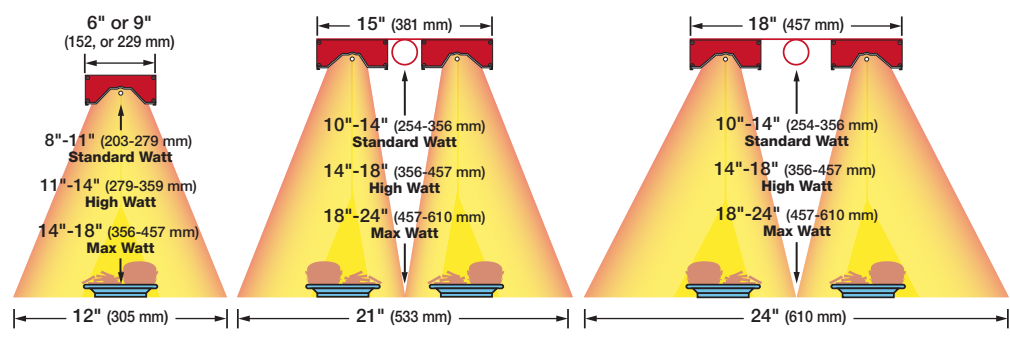


GRA-36 with optional Designer color, infinite switch, cord and plug set, and accessory C-leg stands

- Ensures maximum flavor, food safety and holding time
- Provides even heat distribution – no "cold spots"
- Available in standard, high, or Max Watt options to fit your unique foodwarming needs
- Sturdy extruded aluminum housings that do not sag, from 18" to 12' (457 mm to 3657 mm) in 6" (152 mm) increments
- Metal-sheathed heating elements guaranteed against burnout and breakage for two years
- Reinforced wire guard provides operator safety without affecting heat distribution
- Optional 3" (76 mm) or 6" (152 mm) spacer available on dual models, with or without lights
- Heavy-duty insulation minimizes heat loss
- Available shatter-resistant incandescent lights and optional halogen lights on all aluminum models
- Optional sneeze guards on all aluminum models (for mounting arrangements see page 11)
- Optional Remote Control Installations are recommended to extend life of the controls
- Available in stainless steel housing - 18" to 96" (457 to 2438 mm)

### GLO-RAY® INFRARED HEATING ELEMENT Recommended Range Above Target\*

\*See page 11 for specific information on mountings and installations.



Unique Needs, Exact Solutions.





# GLO-RAY® NARROW HALOGEN

## Optimum Temperatures in a SLIM Design

Hatco Glo-Ray® Narrow Halogen Foodwarmers keep all hot foods at optimum serving temperatures longer, while the slim design fits in areas where space is limited. Product does not dry out or become discolored; even the most delicate dishes hold that “just-prepared” look. Each unit is ready for installation and includes a remote control enclosure and non-adjustable angle brackets. The Choice is Yours.

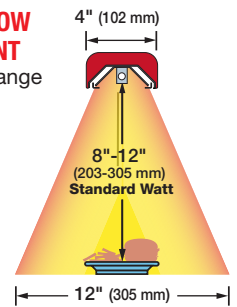
GRN4L-36 in Designer Black (standard) alternates Halogen heat with Xenon lights



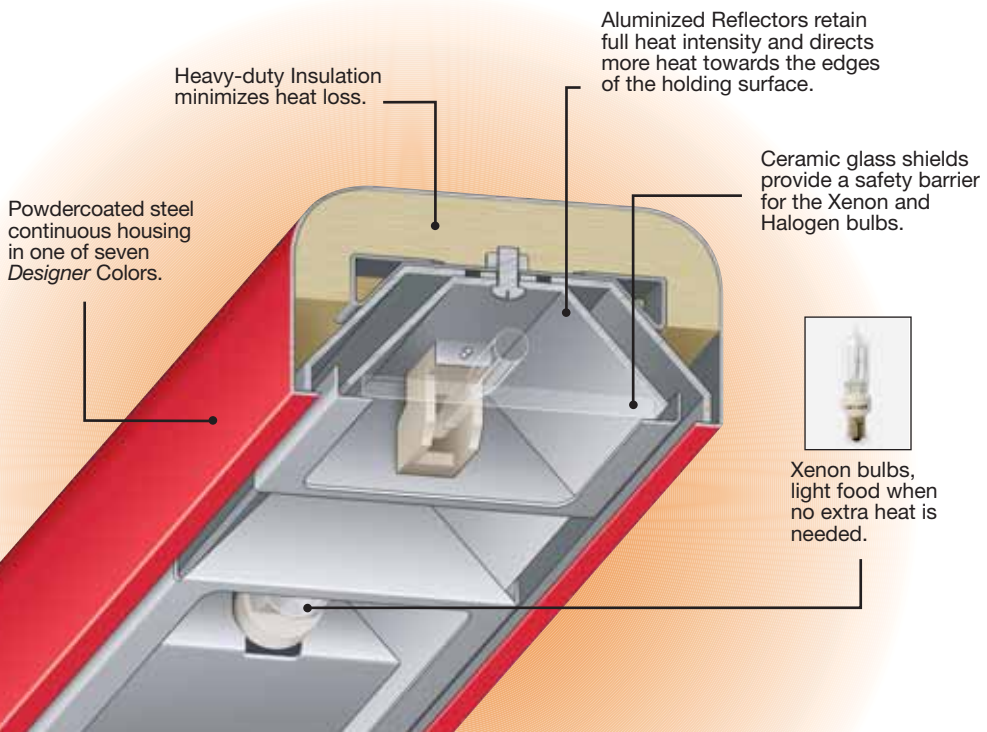
GRN4-36 in Designer Black (standard) using Halogen heat

### GLO-RAY® NARROW HEATING ELEMENT Recommended Range Above Target\*

\*See page 11 for specific information on mountings and installations.




- Slim sleek design that's only 2 1/8" (55 mm) in height and 4" (102 mm) deep, keeping the focus on the food
- Available in widths from 18"-72" (457 mm to 1829 mm) for GRN4 models and 24"-72" (610 mm to 1829 mm) for GRN4L models
- Halogen heat source controlled by a dimmer switch — the optional Xenon light source illuminates food when no heat is required
- Available in stainless steel housing



### Narrow/Infra-Black® GLOSS COLORS (optional)




### Narrow PLATED COLORS (optional)





# INFRA-BLACK®



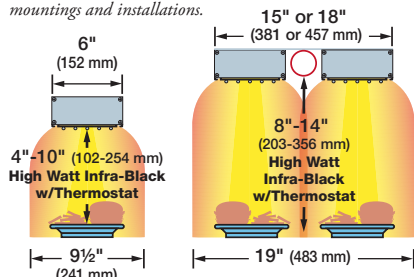
GRAIHL-24D (requires remote control enclosure)



## INFRA-BLACK® HEATING ELEMENT

Recommended Range Above Target\*

\*See page 11 for specific information on mountings and installations.



Gentle Heat • Chef's Line • Close to Food Products

Hatco has long been a leader in innovation, and the unique Glo-Ray® Infra-Black® heat technology is no exception. Designed to emit a solid panel of uniform heat, for use at close range to your food product, Infra-Black Foodwarmers can be thermostatically controlled for your specific operational needs. The sturdy continuous aluminum housing assures quality and durability, and Infra-Black Foodwarmers are available in a variety of widths and mounting arrangements. The Choice is Yours.


- Provides ideal amount of heat for limited space operations, mounted 4" to 10" (102 mm to 254 mm) above target surface for singles and 8" to 14" (203 mm to 356 mm) for duals
- Infra-Black emitters guaranteed against burnout and breakage for two years
- Infra-Black emitter provides direct, gentle heat distribution
- Sturdy, extruded aluminum housings that do not sag, from 18" to 72" (457 mm to 1829 mm) in 6" (152 mm) increments
- Optional Wire guard available to protect user from incidental contact with the heated surface
- Optional 3" (76 mm) or 6" (152 mm) spacer available on dual models, with or without lights

## Narrow and Infra-Black® DESIGNER COLORS (optional)



Printed colors are a representation and may not exactly match our Designer Colors and Gloss Finishes.

Provides ideal amount of heat for limited space operations, effectively holding product.





RMB-7L with toggle switch and infinite control



RMB-14AB with toggle switch and electronic infinite control and relay.



RMB-7D with toggle switches and optional Designer color



RMB-20U with infinite controls, indicator lights, and toggle switches

## REMOTE CONTROL ENCLOSURES

Hatco Remote Control Enclosures are built in accordance with UL standards for toggle or infinite switches (RMB2 have both), indicator lights, and wiring, ready for installation when purchased with Glo-Ray® Strip Heaters.

Go to [www.hatcocorp.com](http://www.hatcocorp.com), click "Choose Remote Box" under "Resources" and download "RMB Picker" so you can choose the appropriate RMB for your strip heater.



RMB-16E with infinite controls, toggle switches, and optional Designer color



RMB-14E with infinite controls



RMB-3F with toggle switch and indicator light

- RMB: Only one RMB per strip heater or one strip heater per RMB
- RMB: Available in the Designer Colors and the Gloss Finishes (see page 6 for colors)



RMB2-1R with one relay



RMB2-2R with two relays

- RMB2: Compatible with most Hatco Strip Heaters (GR, GRA, GRAH, GRAIH, GR2A, GR2AH, GRN, and GRNH series)
- RMB2: Multiple foodwarmers may be connected to one RMB2 if the combined current draw of the warmer is less than the rating for the RMB2

60 Watt Halogen



60 Watt Standard Display

## HIGHLIGHT YOUR OPERATION

Opt for the light of your choice, 60 Watt standard display or halogen bulbs that are specially coated to guard against injury and food contamination in the event of breakage. Both meet the NSF Standards for food holding and display areas.

## REMOTE CONTROL ENCLOSURE

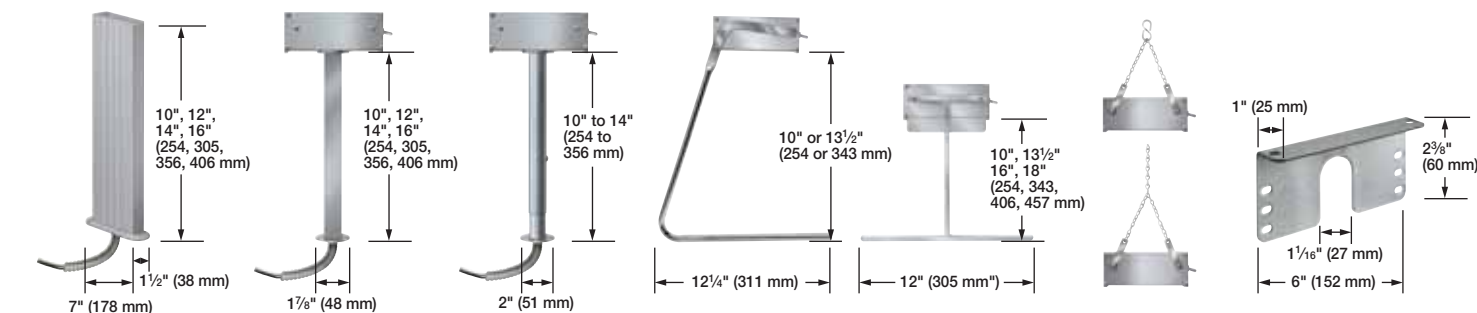
Model	Description	Voltage	Width	
RMB-3A, -3B, -3C	1 Infinite	120, 208, 240	5 1/2" (140 mm)	
RMB-3D	1 Toggle	120, 208, 240	5 1/2" (140 mm)	
RMB-3E	2 Toggle	120, 208, 240	5 1/2" (140 mm)	
RMB-3F, -3G, -3H	1 Toggle 1 Indicator	120, 208, 240	5 1/2" (140 mm)	
RMB-7A, -7B, -7C	2 Infinite	120, 208, 240	9" (229 mm)	
RMB-7D	3 Toggle	120, 208, 240	9" (229 mm)	
RMB-7E	4 Toggle	120, 208, 240	9" (229 mm)	
RMB-7F, -7G, -7H	1 Infinite 1 Indicator	120, 208, 240	9" (229 mm)	
RMB-7I, -7J, -7K	2 Toggle 2 Indicator	120, 208, 240	9" (229 mm)	
RMB-7L, -7M, -7N	1 Toggle 1 Infinite	120, 208, 240	9" (229 mm)	
RMB-7O, -7P, -7Q	1 Toggle 1 Infinite 1 Indicator	120, 208, 240	9" (229 mm)	
RMB-14A, -14B, -14C	3 Infinite	120, 208, 240	14" (356 mm)	
RMB-14D, -14E, -14F	4 Infinite	120, 208, 240	14" (356 mm)	
RMB-14G	5 Toggle	120, 208, 240	14" (356 mm)	
RMB-14H	6 Toggle	120, 208, 240	14" (356 mm)	
RMB-14I, -14J, -14K	3 Toggle 3 Indicator	120, 208, 240	14" (356 mm)	
RMB-14L, -14M, -14N	2 Infinite 2 Indicator	120, 208, 240	14" (356 mm)	
RMB-14O, -14P, -14Q	2 Toggle 2 Infinite	120, 208, 240	14" (356 mm)	
RMB-14R, -14S, -14T	1 Toggle 1 Infinite w/Relay 1 Indicator	120, 208, 240	14" (356 mm)	
RMB-14V, -14W, -14Y	1 Toggle 2 Infinite	120, 208, 240	14" (356 mm)	
RMB-14AA, -14AB	1 Toggle 1 Electronic Infinite w/Relay	120, 208, 240	14" (356 mm)	
RMB-14AF, -14AG, -14AH	3 Toggle 2 Indicator	120, 208, 240	14" (356 mm)	
RMB-14AI, -14AJ, -14AK	1 Toggle 3 Infinite	120, 208, 240	14" (356 mm)	
RMB-14AL, -14AM, -14AN	1 Toggle 2 Infinite 2 Indicator	120, 208, 240	14" (356 mm)	
RMB-14AO, -14AP, -14AQ	1 Toggle 2 Infinite 3 Indicator	120, 208, 240	14" (356 mm)	
RMB-14AR, -14AS, -14AT	1 Infinite with Relay 1 Indicator	120, 208, 240	14" (356 mm)	
RMB-16B, -16C, -16D	1 Toggle 4 Infinite	120, 208, 240	16" (406 mm)	
RMB-16E, -16F, -16G	3 Toggle 2 Infinite	120, 208, 240	16" (406 mm)	
RMB-20A, -20B, -20C	3 Toggle 4 Infinite	120, 208, 240	20" (508 mm)	
RMB-20D, -20E, -20F	3 Toggle 2 Infinite	120, 208, 240	20" (508 mm)	
RMB-20G, -20H, -20I	2 Toggle 4 Infinite	120, 208, 240	20" (508 mm)	
RMB-20J, -20K, -20L	3 Toggle 4 Infinite 4 Indicator	120, 208, 240	20" (508 mm)	
RMB-20M, -20N, -20P	3 Toggle 2 Infinite 2 Indicator	120, 208, 240	20" (508 mm)	
RMB-20R, -20S, -20T	2 Toggle 4 Infinite 4 Indicator	120, 208, 240	20" (508 mm)	
RMB-20U, -20V, -20W	3 Toggle 3 Infinite 3 Indicator	120, 208, 240	20" (508 mm)	
RMB-20AA, -20AB, -20AC	2 Toggle 2 Infinite 2 Indicator	120, 208, 240	20" (508 mm)	
RMB-20AF, -20AG, -20AH	4 Infinite 4 Indicator	120, 208, 240	20" (508 mm)	
Model	Description	Voltage	Amps	Width
RMB2-1R	1 Toggle 1 Infinite 1 Relay 1 Indicator	120, 208, 240	12, 16, 20	11" (279 mm)
RMB2-2R	1 Toggle 1 Infinite 2 Relays 1 Indicator	120, 208, 240	24, 32, 40	14" (355 mm)

800.558.0607

[www.hatcocorp.com](http://www.hatcocorp.com)



## MOUNTING ARRANGEMENTS



### DESIGNER NON-ADJUSTABLE STANDS (GR2A SERIES ONLY)

Sturdy stands conceal all hook-up wiring. Available in Designer colors.

### NON-ADJUSTABLE TUBULAR STANDS

Sturdy stands conceal all hook-up wiring. Available in Designer colors. Duals require two pair. Also available in 4" (102 mm), 6" (152 mm), or 8" (203 mm) lengths for Infra-Black models.

### ADJUSTABLE TUBULAR STANDS

Sturdy tubular stands conceal all hook-up wiring. Duals require two pair. (Not available on Max Watt or Ultra-Glo models)

### C-LEG STANDS

Attractive chrome plated legs allow easy relocation of the warmer. For models 6' (1829 mm) or less in width. (Not available on Max Watt or Ultra-Glo models)

### T-LEG STANDS

Provide rigid stability and allow for more pass-through area below unit. For models 6' (1829 mm) or less in width. (Not available on Max Watt or Ultra-Glo models)

### CHAIN SUSPENSION

Chains attach to tabs provided with warmers and are available in various lengths to suit the location. Duals require two pair. (Not available on Max Watt or Ultra-Glo models)

### ANGLE BRACKETS

Special adjustable angle brackets fit 6" (152 mm) or 9" (229 mm) housings for mounting Glo-Ray under a shelf. Provides 1"-2" (25 mm to 51 mm) space between Glo-Ray and overself. Duals require two pair. (Standard on Max Watt or Ultra-Glo models)

## STRIP HEATER SELECTION GUIDE

Model	Height Over Target	Infrared Intensity	Heat Pattern	Type of Element	Feature	Control
Ultra-Glo®	HI	HI	Pyramid	Ceramic	Intensity	Toggle/Infinite
Glo-Ray® Designer	MED	MED	Tent	Metal Sheath	Styling	Toggle/Infinite
Glo-Ray Narrow	MED	MED	Tent	Metal Sheath	Slim Size	Toggle/Infinite
Glo-Ray Metal Sheathed	MED	MED	Tent	Metal Sheath	Economical	Toggle/Infinite
Glo-Ray Narrow Halogen	MED	HI	Tent	Halogen	Heat/Light	Rheostat
Glo-Ray Infrared Black	LO	LO	Straight Down	Black Emitter	Gentle Heat	Toggle/Infinite/T-Stat

## DETAILS OF STRIP HEATER RECOMMENDED RANGE ABOVE TARGET\*

(Based on 24" (610 mm) Foodwarmers):

### ULTRA-GLO

**SINGLES AND DUALS (UGA, UGA-D, UGAH, UGAH-D, UGAL, UGAL-D, UGAHL, UGAHL-D)** – May not be installed in combustible surroundings. Non-combustibles: 1" (25 mm) above, 17" (432 mm) high watt or 14" (356 mm) standard watt from a surface below, and 3" (76 mm) from a back wall.

**DUAL MOUNTING:** Do not mount warmers side by side (dual mounting) with less than a 3" (76 mm) space between units.

### GLO-RAY METAL SHEATHED

**SINGLES (GRA, GRAL, GRAH, GRAHL GRN)**  
**SINGLES DESIGNER (GR2A, GR2AH, GR2AL, GR2AHL)** – Combustibles: 13 1/2" (343 mm) high watt or 10" (254 mm) standard watt below, 1" (25 mm) above, and 3" (76 mm) to back wall. Non-combustibles: 1" (25 mm) above, 10" (254 mm) below for high watt with infinite or indicator lamp, and 8" (203 mm) below for high watt toggle or standard watt. Must be installed in a pass-through area. Units with remote switches may be installed against a non-combustible back wall, flush to an overself, and 8" (203 mm) to a surface below. Maximum 10" (254 mm) setback from the front of an overself. Models with cords must be installed 3" (76 mm) below an overself and 11" (279 mm) high watt or 10" (254 mm) standard watt over a surface below.

### GLO-RAY METAL SHEATHED

**DUALS (GRA-D, GRAH-D, GRAL-D, GRAHL-D)**  
**DUALS DESIGNER (GR2A, GR2AH, GR2AL, GR2AHL)** – May not be installed in combustible surroundings. Non-combustibles: 1" (25 mm) above, 10" (254 mm) below. Must be installed in a pass-through area. Units with remote switches may be installed 3" (76 mm) from a non-combustible back wall, 8" (203 mm) from surface below, and flush to an overself. Maximum 10" (254 mm) setback from the front of an overself.

### SINGLES MAX-WATT (GRAM, GRAML) –

May not be installed in combustible surroundings. Non-Combustibles: 1" (25 mm) above, 12" (305 mm) to surface and 3" (76 mm) from a back wall. Cord connected: 3" (76 mm) below an overself, 12" (305 mm) from surface below. Maximum 10" (254 mm) setback from the front of an overself.

### DUALS (GRAM-D, GRAML-D) –

May not be installed in combustible surroundings. Non-Combustibles: Units may be installed 3" (76 mm) from a non-combustible back wall, 1" (25 mm) below an overself, 15" (381 mm) to surface below. Maximum 10" (254 mm) setback from the front of an overself.

### GLO-RAY NARROW HALOGEN

**SINGLES (GRN4, GRN4L) –**  
 Combustibles: Minimum of 10" (254 mm) above surface, and 2" (50 mm) from a back wall. Non-Combustibles: 7" (178 mm) above, and 2" (50 mm) from a back wall.


### GLO-RAY INFRA-BLACK

**SINGLES (GRAIH, GRAIHL, GRAIHL-D, GRAIH-D) –**  
 May not be installed in combustible surroundings. Non-combustibles: 1" (25 mm) above and 4" (102) below. Must be installed in a pass-through area. Units with remote switches may be installed 3" (76 mm) from a non-combustible back wall and flush to an overself. Maximum 10" (254 mm) setback from the front of an overself.

### DEPTH OF HEAT PATTERN AT RECOMMENDED ELEMENT HEIGHT

\* Recommended single unit application without base heat, based on ideal conditions. Individual applications may vary, consult factory.

# ORDERING INSTRUCTIONS



## ULTRA-GLO® CERAMIC FOODWARMERS:

1. Choose a length
2. Single or dual warmer
3. Standard or high watt
4. Lights or no lights
5. Voltage: 120, 208, 240 or 120/208, 120/240 for units with lights
6. Must choose attached or remote control box w/toggle and indicator light (included with price of warmer) OR a RMB (for use when an infinite control is requested, there is an additional charge for this – only one RMB per foodwarmer, and only one foodwarmer per RMB)



## GLO-RAY® NARROW HALOGEN FOODWARMERS:

1. Choose a length
2. Voltage: 120
3. Includes remote control enclosure
4. Lights or no lights

GR2AL-36 or  
GR2AHL-36

GR2AL-36D or  
GR2AHL-36D

GR2A-36 or  
GR2AH-36

GR2A-36D or  
GR2AH-36D

## DESIGNER GLO-RAY® FOODWARMERS:

1. Choose a length
2. Single or dual warmer
3. Standard or high watt
4. Lights or no lights
5. Voltage: 120, 208, 240 or 120/208, 120/240 for units with lights
6. Must choose remote toggle, remote infinite or RMB (only one RMB per foodwarmer, and only one foodwarmer per RMB)

GRAIH-60

GRAIH-60D

GRAIHL-60

GRAIHL-60D

## INFRA-BLACK® FOODWARMERS:

1. Choose a length
2. Single or dual warmer
3. Lights or no lights
4. Voltage: 120, 208, 240 or 120/208, 120/240 for units with lights
5. Must choose remote toggle, remote infinite, RMB or TCBI control box (only one RMB or TCBI per foodwarmer, and only one foodwarmer per RMB or TCBI)

*Unique Needs, Exact Solutions.*



## GLO-RAY® NARROW FOODWARMERS:

1. Choose a length
2. Standard or high watt
3. Voltage: 120, 208, 240
4. Must choose built-in toggle (std), remote toggle, remote infinite or RMB (only one RMB per foodwarmer, and only one foodwarmer per RMB)

GRA-72,  
GRAH-72 or  
GRAM-72

GRA-72D,  
GRAH-72D or  
GRAM-72D

GRAI-72,  
GRAH-72 or  
GRAM-72

GRAI-72D,  
GRAH-72D or  
GRAM-72D

## GLO-RAY® METAL SHEATHED FOODWARMERS:

1. Choose a length
2. Single or dual warmer
3. Standard, high or max watt
4. Lights or no lights
5. Voltage: 120, 208, 240 or 120/208, 120/240 for units with lights
6. Must choose built-in toggle (std) or infinite, remote toggle or infinite, or RMB (only one RMB per foodwarmer, and only one foodwarmer per RMB - GRAM models include remote or attached control box only)



### TYPICAL CONDUIT CONNECTION

Glo-Ray strip heaters come standard with right angle attached 3' (914 mm) conduit and 42" (1067 mm) leads on back of unit (Narrow Strip Heater standard with 6" [152 mm] leads, no conduit).