

SERIE 900

Code CR0785059

Model 9PCF/GE8005



4 BURNER GAS RANGE ON ELECTRIC OVEN

General Characteristics

The 900 Baron line is made in compliance with strict European Standards in terms of safety, hygiene, reliability and respect for the environmental and is certified under international standards such as CE, GOST, AGA and others. Stainless steel with scotch-brite finish heightens the aesthetic appeal, and the technological and ergonomic innovation of this equipment. Thanks to great compositional flexibility, cook tops can be matched with oven bases and accessorised with hygienic finishes. Customised line-ups are possible by combining and fixing the equipment back to back, flushed sideways with perfectly sealed connections, or by creating "bridge" structures, offering top solutions to any chef. Basic range features:

- 2 mm thick moulded tops;
- 2" height adjustable stainless steel feet;
- removable control panel for access, moulded and shaped to avoid withholding dirt;
- recessed, tilted and ergonomic knobs.



GAS RANGE

Ranges are essential in every kitchen. Baron ranges are available in a number of combinations: top version; on open or closed base, on ovens. The cooktop is moulded in a single-piece, sealing the burners and so preventing food to get in the technical area. A special version of cook top with waterbath option, equipped with drain, giving an exceptional hygiene and cleaning possibility is also available.

Technical/Functional Characteristics

- Fully moulded top, obtained from a large stainless steel plate;
- Long prongs enamelled cast iron grilles to easily move pots between one burner and another; Stainless steel rod grilles are available
- High power cast iron burners (3.5- 5.7- 7 and 10 kW);
- Burners piezo-electric ignition available as optional
- Stainless steel removable two-burner basin accessory

Electric oven

- Independently adjustable stainless steel heating elements on the top and below the cooking area base plate
- Thermostatic control of range temperature from 100°C to 300°C;
- "Powered appliance" indicator light;
- "Set temperature reached" indicating light

Technical Data

DIMENSIONS	
Width (mm)	800
Depth (mm)	900
Height (mm)	870
Gas connection (Ø)	
Electric connection (V/~ /HZ)	400V/3N
Cold water connection (Ø)	
Hot water connection (Ø)	

Cold soft water connection (Ø)	
Drain (Ø)	
Gas power (mm)	23,2
Electric power (mm)	6
Plate dimensions (mm)	
Tank capacity (Lt)	
TANK DIMENSIONS	
Internal ovens dimension(mm)	530 x 700 x 300



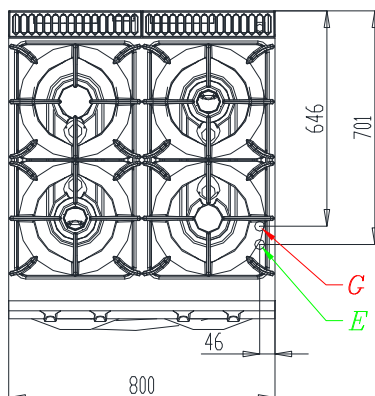
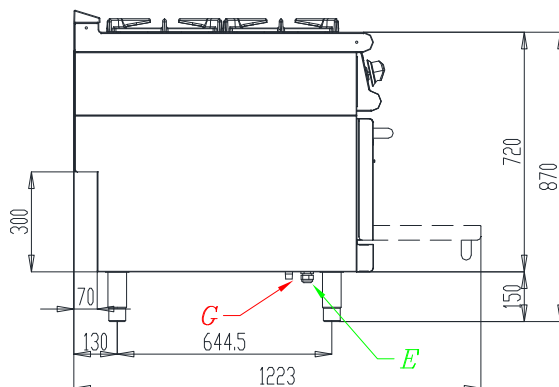
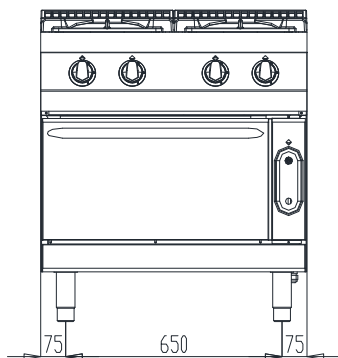
SERIE 900

Code CR0785059

Model 9PCF/GE8005



Installation Layout



G gas connection | E electric connection | CW cold water connection | HW hot water connection | SW soft cold water connection | D drain

Accessories

Code	Description
9PRL	RADIANT PLATE - PLAIN - 900 SERIE
9PRR	RADIANT PLATE - RIBBED - 900 SERIE
N9BA	REMOVABLE HOTPLATE COVER FOR 900 SERIE
ACC4F	ELECTRICAL LIGHTING 4 BURNERS
9GF	CHROMED-WIRED GRID FOR 900 SERIE OVEN
GNB2/1-40	S/S TRAY GN2/1 H40 MM FOR 900 SERIE OVEN
GNB2/1-65	S/S TRAY GN2/1 H65 MM FOR 900 SERIE OVEN
8031920400	SWIVELLING CASTOR
8031920410	SWIVELLING CASTOR WITH BRAKE
8031920600	KIT 4 SWIVELLING CASTOR (2 WITH BRAKE)
8031900340	RIGHT SIDE FINISHING END PIECE FOR 900 LINE
8031900350	LEFT SIDE FINISHING END PIECE FOR 900 LINE
8031900211	SIDE SUPPORTING TIP TOP - RIGHT - 900 SERIE
8031900460	FIXED SIDE TOP - RIGHT - 900 SERIE
8031900221	SIDE SUPPORTING TIP TOP - LEFT - 900 SERIE
8031900470	FIXED SIDE TOP - LEFT - 900 SERIE
8031920330	FRONTAL KICK PLATE W=800
8031920380	SIDE KICK PLATE 900 SERIE
0592390	CLOSING PANEL FOR 900 SERIE

