

S/S PIZZA, SANDWICH & SALAD PREP BENCH



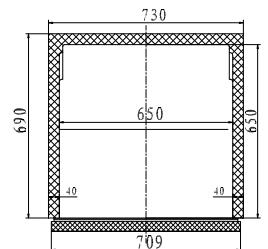
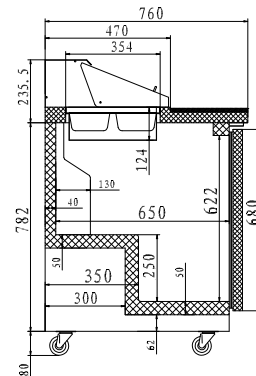
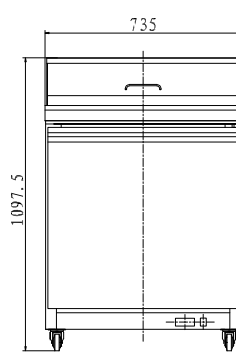
- Stainless steel interior and exterior with gal metal back
- Fridge has one level of shelving plus floor
- Aspera compressors
- German ebm-pabst fans
- Ambient 32°C & 60% RH

- Dixell digital temp. control & read-out
- Internal rounded corners for hygiene & easy cleaning
- Working area 290mm deep
- Bench height 910mm
- Insulation is CFC & HCFC free

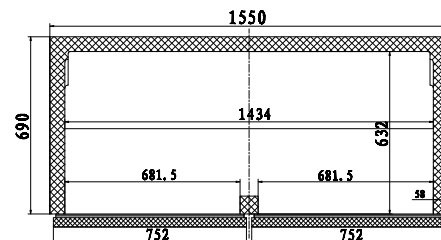
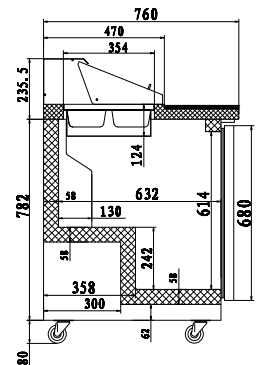
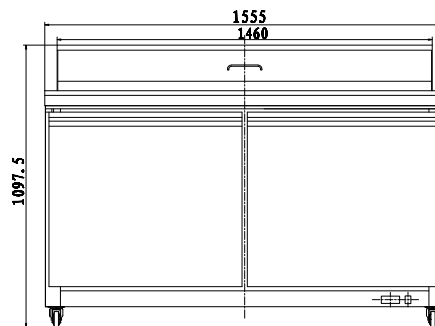
- Energy efficient self-closing doors
- Auto defrost
- Self evaporating drainage
- Castors
- Clear 1/6 100mm deep pans included



TSB735



TSB1555



*Pan covers must be used to ensure correct operating temperature.

| Code | Litre | Dimensions (WxDxH mm) | Weight (kg) | Temperature Range °C | Ambient/ RH% | Voltage | Power (W/A) |
|-----------------------------|-------|-----------------------|-------------|----------------------|--------------|---------|-------------|
| 1 Door - 8x1/6 pans | | | | | | | |
| TSB735 | 250.5 | 735x760x1098 | 95 | +2 to +8 | 32/60 | 240 | 480/10 |
| 2 Door - 16x1/6 pans | | | | | | | |
| TSB1555 | 526.9 | 1555x760x1098 | 159 | +2 to +8 | 32/60 | 240 | 750/10 |

Cold tops are holding units only, product needs to be pre-chilled to less than 5°C.
Prices and specifications are subject to change without notice. Pictures are for illustrative purpose and final product may differ